

Dream & Shine

MAGAZINE



High School Life

Culture

Recipe

Game/ Cartoon

DIY

Fashion

ARMAND GUILLAUMIN
High School

EDITED BY THE BTS-1 CLASS
AND MRS BLAIZOT

Discover exclusive tips and information about
school events
in our school magazine.



Contents

HIGH SCHOOL LIFE *page 3/5*

- The visit of students from Birmingham

RECIPE *page 6*

- **Crêpes for Candlemas**

CULTURE *page 7/9*

- Carnival in French Guyana
- 3 Psychological Thrillers
- The Winter Olympic Games

FASHION *page 10/12*

- Marlyn Monroe
- Venice Carnival

DIY *page 13/14*

- **Custom Vinyl Record for valentine's day**
- **Rotating Circle Puzzle Card**

GAMES AND CARTOONS *page 15/19*

- Games
- Cartoon



High School Life

From Tuesday 10th to Thursday 12th, we welcomed British students in Armand Guillaumin.



We organized ice breaking activities and showed the students our school.



The 2ANIM Class invented games to play with the visitors.



We wrote diamante poems with the students from England and the students from the 1COIF class.



UPE2A class



3

High School Life

We presented our schools!



We wrote poems on **Tuesday** with the students from Brimingham. We did origami in room 219.

"It was so cool!"



We played dodge ball on **Wednesday**. We played with the English students. We went to the gymnasium.

"It was beautiful!"



"It was magic!"



"It was amazing!"

"It was awesome!"

"It was super!"
"It was interesting!"



High School Life

OUR VISITORS



They come from Birmingham.



There is a beautiful shopping center and a library in the city.



The visiting students come from England. England is in Europe, in the United Kingdom.



In this city there are canals.



That's Birmingham's flag.

The visitors come from Kings Heath Secondary School



Belonging • Aspiration • Respect

Raising the Bar

UPE2A class 5

Recipe



250g flour



4 eggs



500ml milk



50g butter or oil



1 pinch of salt



1 packet of vanilla sugar

CREPES Preparation

- In a bowl, put the flour
- Add the eggs
- Mix slowly
- Pour the milk gradually
- Mix until it is smooth
- Add the melted butter
- Let the butter rest for 30 minutes
- Cook in a hot pan
- Turn the crêpe
- Serve hot





Carnival in French Guyana

The Carnival of French Guyana is one of the longest and most vibrant carnivals in the world. It takes place every year in French Guyana, an overseas region of France located on the northeast coast of South America.

This extraordinary celebration usually begins in January and lasts until Ash Wednesday in February or March. It is deeply rooted in history and reflects the multicultural identity of the region.



The Touloulou is the most famous symbol of the Guyanese carnival and represents elegance, mystery, and social freedom.



The Touloulou: Queen of the Carnival
What is a Touloulou?

A Touloulou is traditionally a woman dressed in a luxurious costume that covers her entire body, ensuring total anonymity.

Typical costume elements include:

A long decorated dress with petticoats

Long gloves

Stockings

A hood or balaclava

A domino mask

Sometimes wigs or colored contact lenses

No skin must be visible. Even perfume, voice, and behavior may be altered so nobody can recognize her.

The mystery is essential to the role.

Traditional dances



3 PSYCHOLOGICAL THRILLERS to discover


An ordinary dinner at the neighbors' turns into a nightmare: *the baby goes missing*. The characters' secrets and lies are revealed gradually, forcing the reader to question everyone and keeping constant tension.

*Secrets, Tension,
Domestic thriller*

rating
★ ★ ★ ★ ☆



Shari Lapena



Paula Hawkins

Rachel rides the train every morning, watching a seemingly perfect couple. When a disappearance occurs, *the line between what she thinks she saw and reality blurs*, immersing the reader in intense psychological suspense.

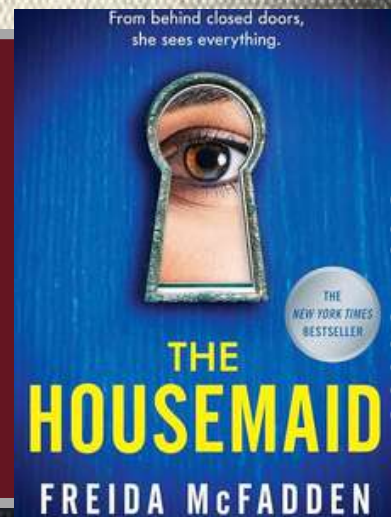
rating
★ ★ ★ ★ ☆

*Suspense, Amnesia,
Obsession*

Millie is hired as a housemaid in a wealthy household. She quickly discovers *manipulation, secrets, and extreme tensions* among the family members, finding herself caught in intense psychological suspense where every action matters.

*Betrayal, Mystery,
Danger*

rating
★ ★ ★ ☆ ☆



Freida McFadden

BY
CASSIE
8




The Winter Olympic Games

The Winter Olympic Games are an international sports event that takes place every four years. Athletes from all over the world compete in winter sports such as skiing, ice skating, snowboarding, and ice hockey.



The 2026 Winter Olympic Games will take place in Italy from 6 February to 22 February 2026. The host cities will be Milan and Cortina d'Ampezzo.

The event will promote Olympic values such as respect, excellence, and friendship. The 2026 Winter Olympics are expected to attract millions of spectators and viewers worldwide. It will be a great celebration of sport and international unity.



Marilyn Monroe *The Woman Behind the legend*

Marilyn Monroe remains one of the most recognizable faces in the history of cinema. With her platinum blonde hair, radiant smile, and unforgettable screen presence, she became a global symbol of glamour. But behind the spotlight was a woman whose story was far more complex than the image the world saw. Born as Norma Jeane Mortenson in 1926 in Los Angeles, her early life was marked by instability and time spent in foster homes.



**DREAM
& SHINE**

Despite these challenges, she dreamed of something bigger. Through determination and hard work, she transformed herself into Marilyn Monroe—a name that would soon shine across Hollywood.

Her performances in films such as *Some Like It Hot* and *Gentlemen Prefer Blondes* revealed her true talent. Although often cast in “blonde bombshell” roles, Marilyn had sharp comedic timing and a strong desire to be taken seriously as an actress. She even studied at the Actors Studio in New York to improve her craft, proving she was much more than a pretty face.

Marilyn Monroe *The Woman Behind the legend*

However, fame came with pressure. The media constantly followed her, creating an image that sometimes overshadowed her real personality. Marilyn struggled with anxiety, loneliness, and the heavy expectations placed upon her. Her life reminds us how powerful — and sometimes damaging — public image can be.



More than sixty years after her death in 1962, Marilyn Monroe remains an icon. Artists, designers, and musicians continue to reference her style and personality. Yet today, many people are also rediscovering the intelligent, ambitious, and sensitive woman behind the legend.

Marilyn Monroe's story is not just about fame. It is about resilience, ambition, and the search for identity in a world obsessed with appearances. That is why she continues to fascinate generation after generation.



**DREAM
& SHINE**

Venice Carnival

The pictures show the famous Venice Carnival in Italy.
It is an important part of Italian culture and history.

During this festival, people wear beautiful masks and very elegant costumes inspired by the 17th and 18th centuries.

The masks are special because they hide the identity of the person and create **mystery** and **magic** in the city.

Many Italians make the costumes and masks themselves.

They are handmade and very detailed.

It usually takes almost one year to create a costume because of the embroidery, fabrics and decorations.
This shows the patience, creativity and traditional craftsmanship of Italian craftsmen.

The carnival also includes parades, music and boats on the canals.
Venice becomes like a living museum full of art and tradition.

The Venice Carnival is not only a festival, it is a cultural heritage that Italians are proud of.



DIY



Custom Vinyl Record



- First , choose pictures or decorations that you like.
- Then , choose the vinyl record you want (the color, the size...).
- After that, cut out or glue the pictures you want to use.
- Finally, you can use other decorations if you want.

You can now enjoy your creative and original gift!



Tutorial
Inspiration (Tik
Tok):
[@hailey.y.reads](https://www.tiktok.com/@hailey.y.reads)



This is a special gift idea that you can make yourself : a custom vinyl record



DIY Rotating Circle Puzzle Card



Tip: Use light pencil first, then trace with marker.

Step 4: Create the Viewing Window

- On the middle circle, cut curved openings or slots.
- These windows will reveal only parts of the letters underneath.
- When rotated, the message gradually becomes readable.

Step 1: Make the Card Base

- Cut a rectangle of cardstock (about 10 × 15 cm / 4 × 6 inches).
- This will be your main card.
- Lightly sketch where the rotating circle will sit (centered).

Step 2: Create the Rotating Mechanism

- Draw three circles:
- One large circle (main puzzle wheel)
- One slightly smaller circle
- One small center circle
- Cut them carefully.
- Punch a small hole exactly in the center of each circle.

Step 3: Draw the Puzzle Message

- On the large circle, write your hidden message around the edge.
- Divide the circle into small sections like puzzle slices.
- Scatter or scramble the letters so they look mixed up.
- Decorate with soft colors and playful shapes.

Tip: Use light pencil first, then trace with marker.

Step 5: Assemble the Spinner

- Stack the pieces:
- Bottom: large letter circle
- Middle: window circle
- Top: small center circle
- Insert a brad pin through all layers.
- Open the pin at the back so the circles can rotate freely.

Step 6: Attach to the Card

- Glue or tape the spinner onto the card base.
- Use foam adhesive if you want extra dimension.
- Make sure the wheel still rotates easily.

Step 7: Final Check

- Rotate the wheel:
- Letters should move smoothly.
- The message should appear when aligned correctly.
- And add decoration!

Material

- Thick white cardstock (for the card base)
- Paper (colored or not)
- Pencil
- Compass or circular objects (for tracing circles)
- Scissors or craft knife
- Glue stick or double-sided tape
- Foam adhesive dots (optional, for dimension)
- Paper fastener / brad pin (important for rotation)
- Black fineliner pen
- Colored markers or pencils
- Ruler

GAMES

Trouvez les mots de la coiffure cachés dans ces anagrammes

Anagrams :

Grinbush→ _____



hairredress→ _____



tuc→ _____



shrub→ _____



coringlo→ _____



grimpen→ _____



chairut→ _____



hairlyset→ _____



lighthile→ _____



mirt→ _____

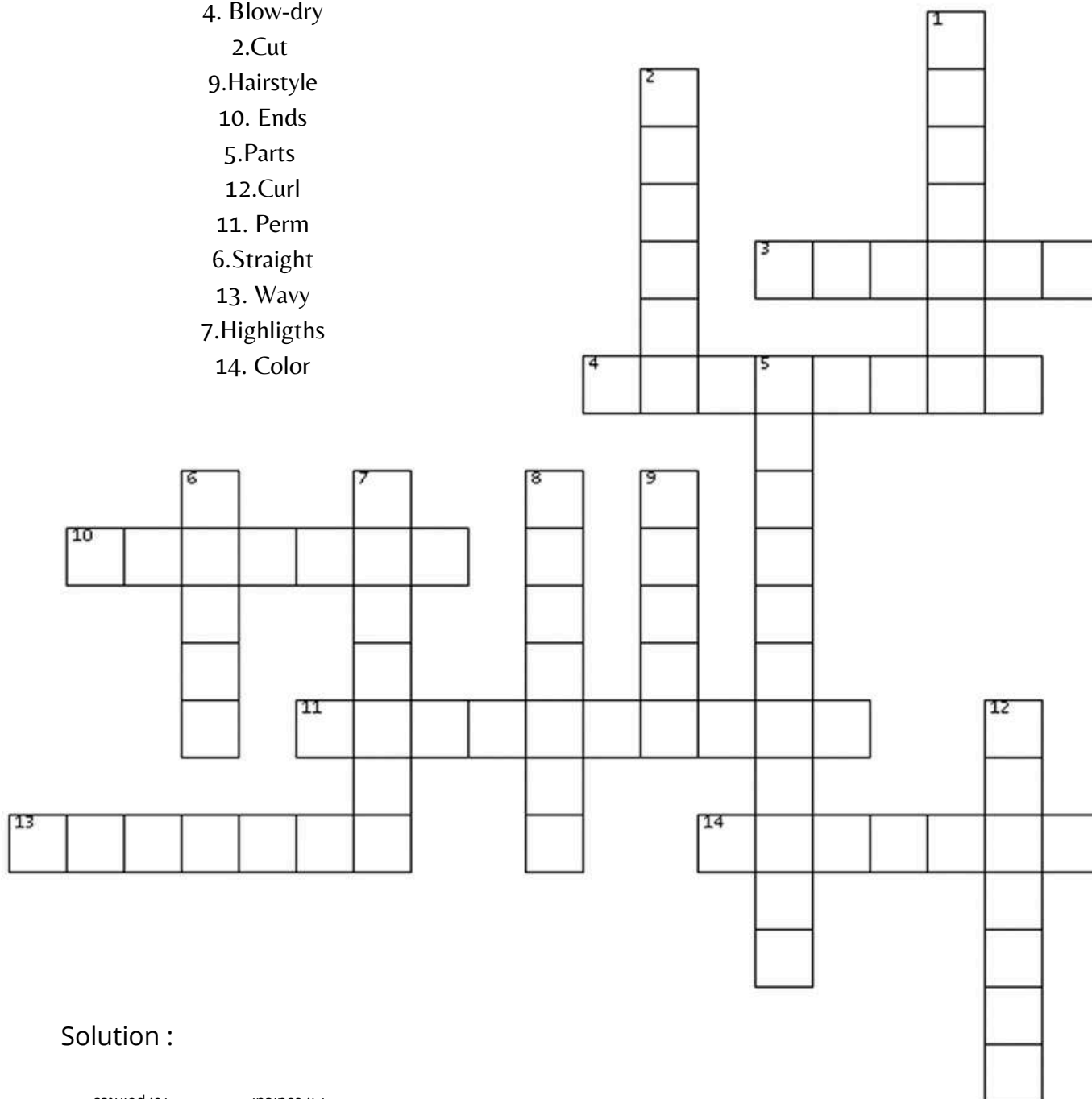


Solution: Brushing, hairdresser, cut, brush, coloring, perming, coloring, haircut, hairstyle, highlight, trim

Mots croisés anglais français

Trouver le français des mots pour compléter le mots croisés

- 3. Fringe
- 1. Bun
- 8. Scissors
- 4. Blow-dry
- 2. Cut
- 9. Hairstyle
- 10. Ends
- 5. Parts
- 12. Curl
- 11. Perm
- 6. Straight
- 13. Wavy
- 7. Highlights
- 14. Color

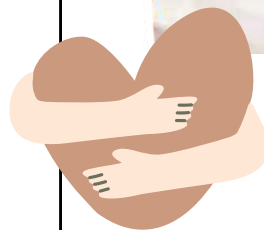


Solution :

- | | |
|-----------------|--------------|
| 2 : couper | 6 : lisse |
| 3 : frange | 9 : coupe |
| 4 : brushing | 8 : ciseaux |
| 5 : séparations | 12 : boucler |
| 11 : permanente | 13 : ondulés |
| 1 : chignon | 7 : reflets |
| 10 : pointes | 14 : couleur |


Cartoon

The artistic talents of our students:



Games result of vol.3

Cross words Massage techniques



Games result of vol.3

Word search puzzles
Massage techniques

